



Handwritten text in Arabic script, likely describing the apparatus shown in the diagram above.



Handwritten text in Arabic script, continuing the description of the apparatus.



Handwritten text in Arabic script, providing further details about the device.



Handwritten text in Arabic script, likely a continuation of the text.



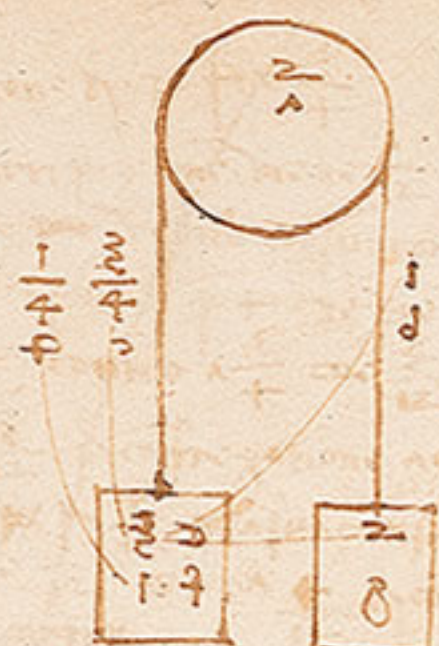
Handwritten text in Arabic script at the bottom of the page.





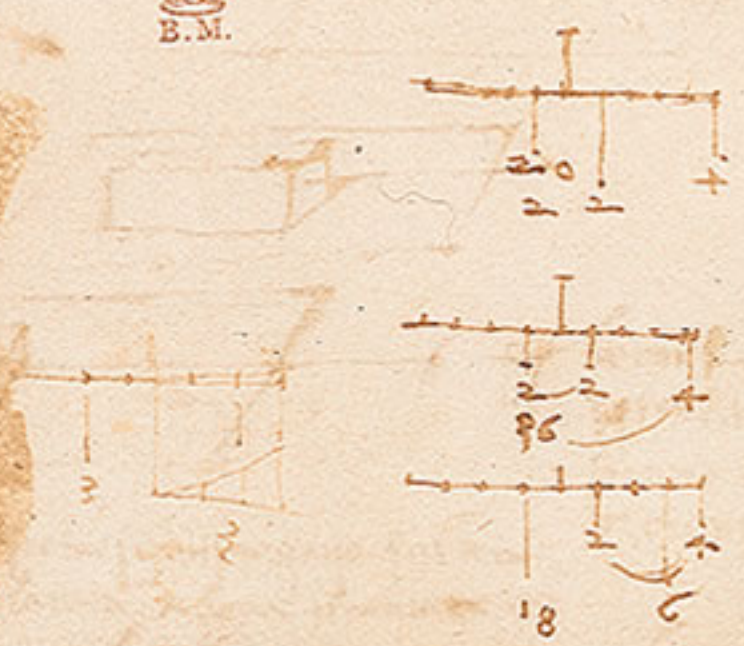
5.9

Vertical column of handwritten Arabic script on the left side of the page.

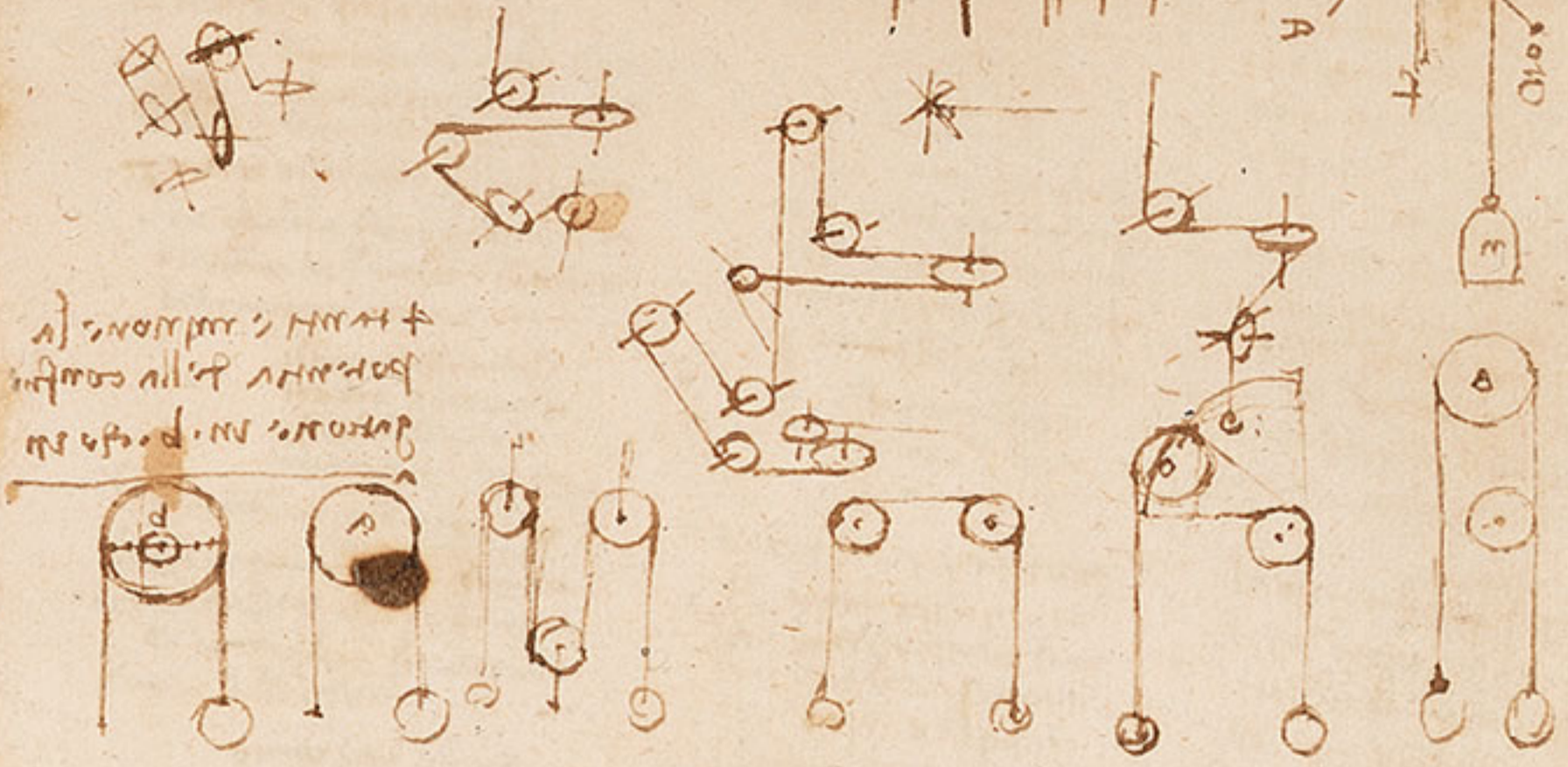
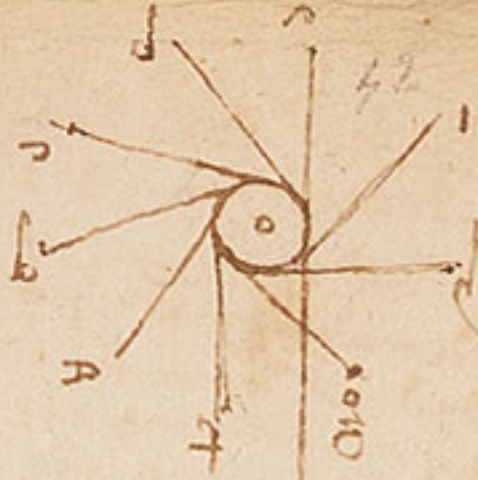


Handwritten Arabic text block in the middle section.

Second handwritten Arabic text block in the middle section.




Libelli. de pulvis. et motu. et  
de pulvis. et motu. et  
de pulvis. et motu. et

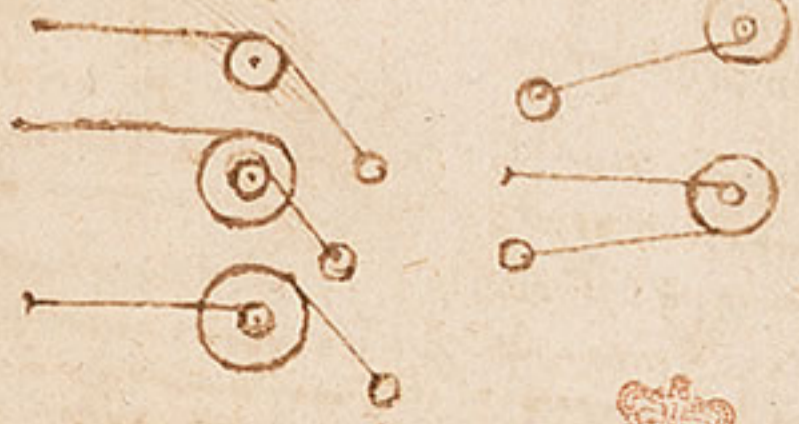


de pulvis. et motu. et  
de pulvis. et motu. et  
de pulvis. et motu. et

de pulvis. et motu. et  
de pulvis. et motu. et  
de pulvis. et motu. et



de pulvis. et motu. et  
de pulvis. et motu. et  
de pulvis. et motu. et



de pulvis. et motu. et  
de pulvis. et motu. et  
de pulvis. et motu. et



Handwritten text in the top left column, written in a cursive script.

Handwritten text in the middle left column, continuing the script.

Handwritten text in the lower middle left column.

Handwritten text in the lower left column.

Handwritten text in the bottom left column, including some larger characters.

Handwritten text in the top middle column, starting with a large initial letter.

Handwritten text in the middle middle column.

Handwritten text in the lower middle middle column.

Handwritten text in the lower middle right column.

Handwritten text in the bottom middle column, including some larger characters.

Handwritten text in the top right column, starting with a large initial letter.

Handwritten text in the middle right column.

Handwritten text in the lower middle right column.

Handwritten text in the lower right column.

Handwritten text in the bottom right column.

Handwritten text in the bottom right corner, including some larger characters.



Handwritten text at the top of the page, likely a title or introductory paragraph.

Handwritten text block with a horizontal line below it.

Handwritten text block with a horizontal line below it.

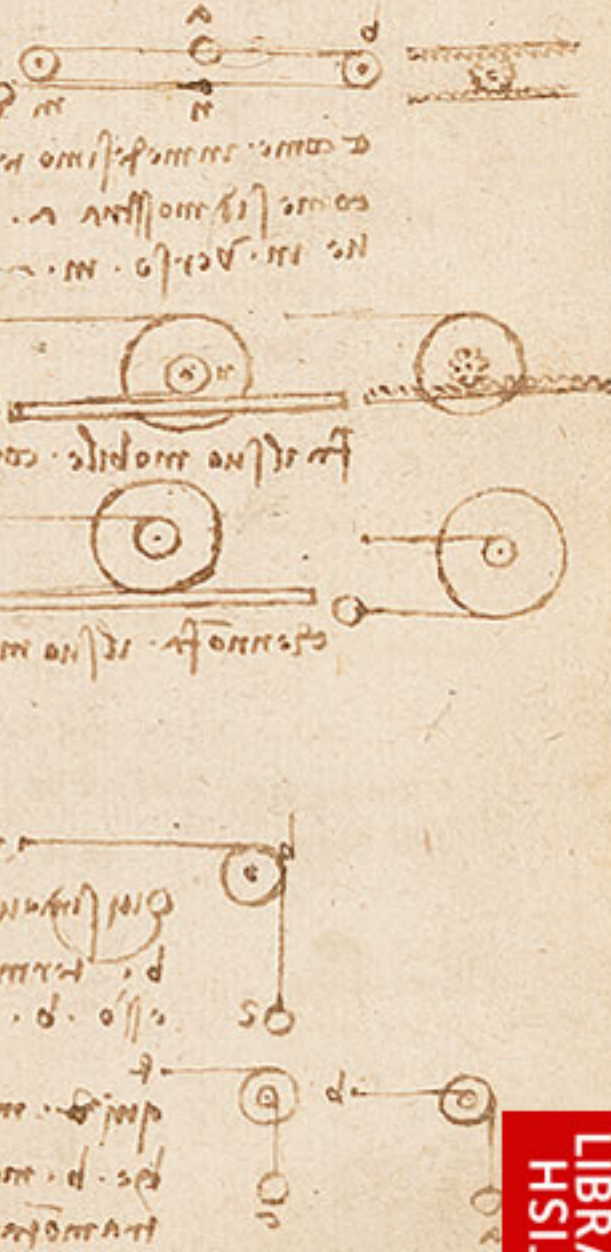
Handwritten text block with a horizontal line below it.

Handwritten text block with a horizontal line below it.

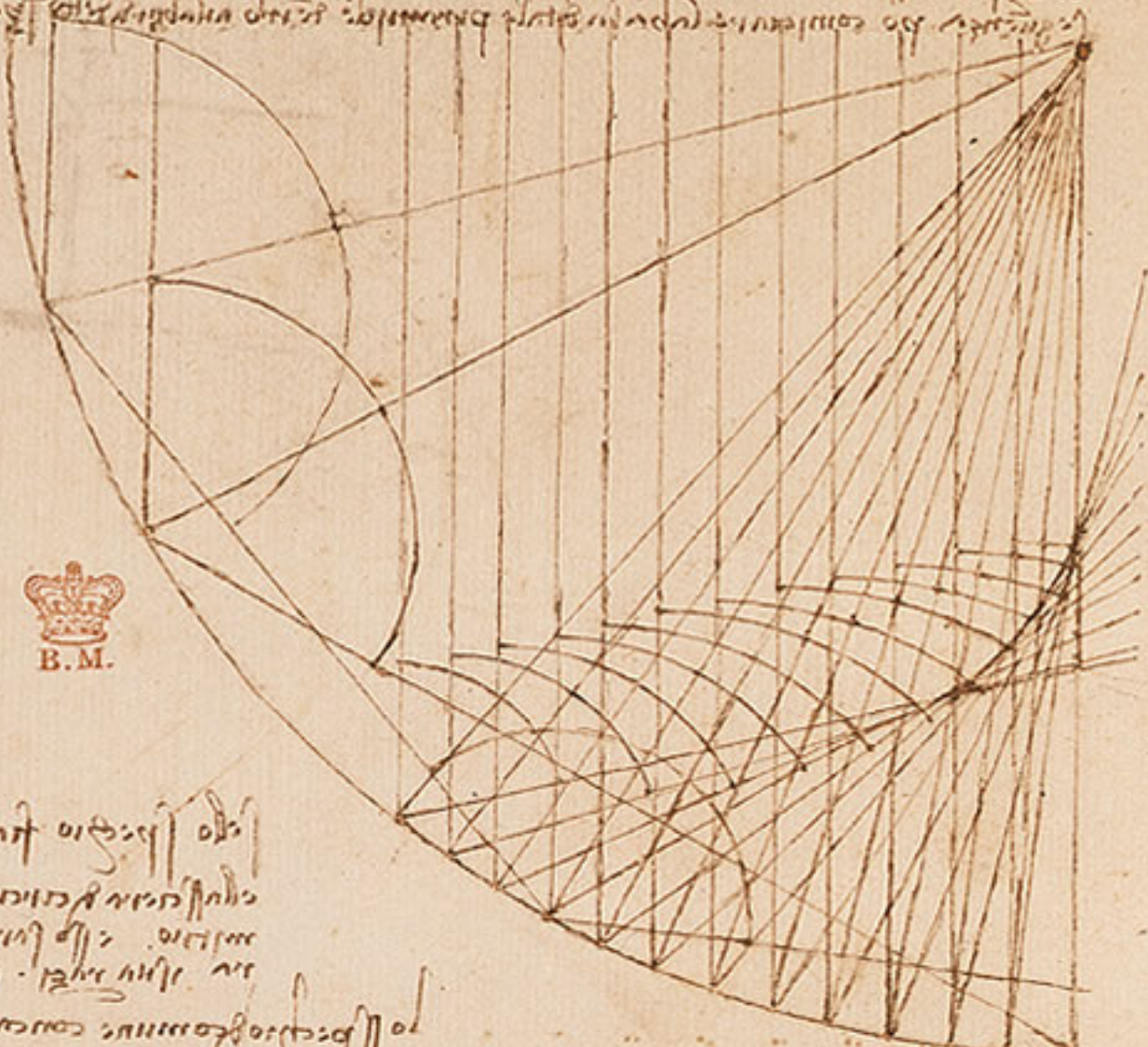
Handwritten text block with a horizontal line below it.

Handwritten text block with a horizontal line below it.

Handwritten text block with a horizontal line below it.



Handwritten text at the top of the page, likely a title or introductory notes, written in a cursive script.

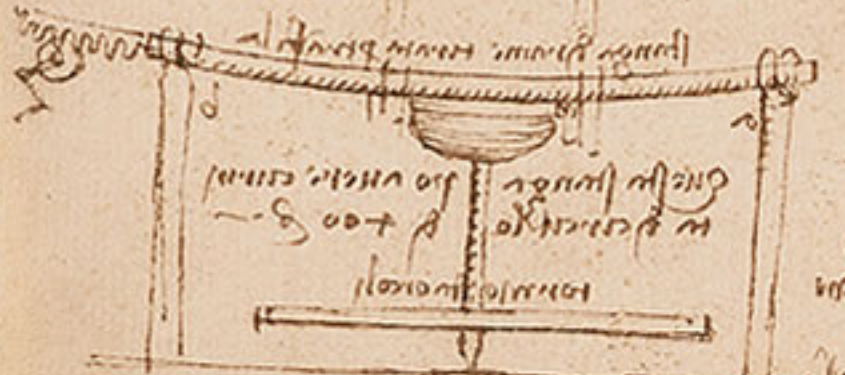


B.M.

Handwritten notes and calculations on the left side of the page, including some numbers and small diagrams.

Handwritten text block in the middle-left section, containing several lines of cursive script.

Handwritten text block in the middle-left section, continuing the notes or calculations.



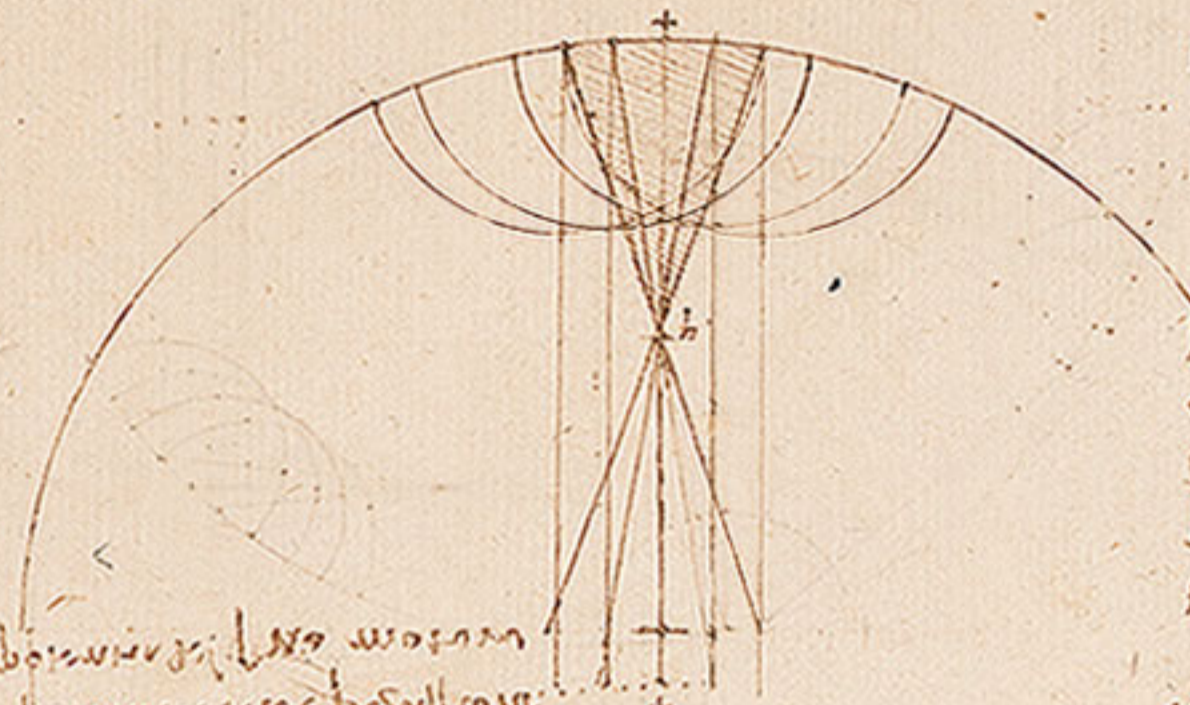
Handwritten text at the bottom left of the page, likely concluding the notes or providing a final summary.

Handwritten text block in the middle-right section, containing several lines of cursive script.

Handwritten text block in the middle-right section, continuing the notes or calculations.

Handwritten text at the bottom right of the page, likely concluding the notes or providing a final summary.





quod est  
essentia  
et deum

in cubo  
deinde  
et deinde  
in cubo  
deinde

in cubo  
deinde  
et deinde  
in cubo  
deinde

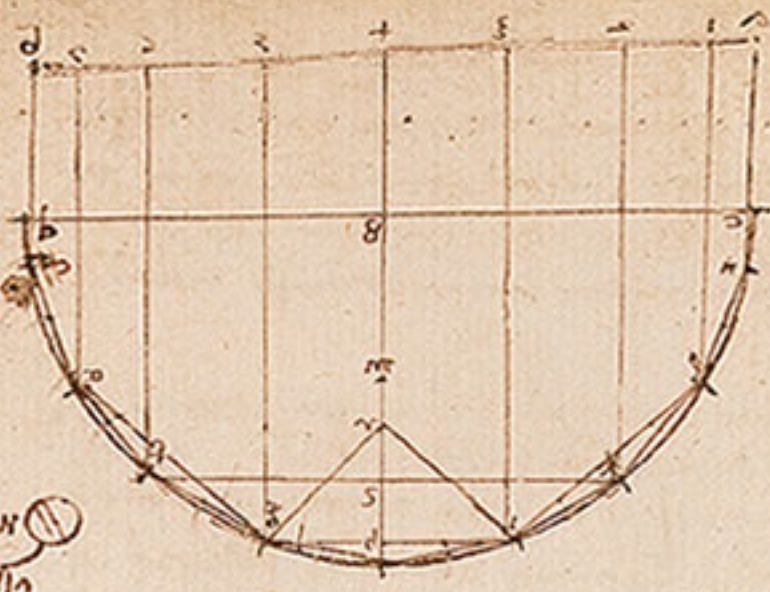
quod est  
essentia  
et deum  
in cubo  
deinde  
et deinde  
in cubo  
deinde



quod est  
essentia  
et deum  
in cubo  
deinde  
et deinde  
in cubo  
deinde



Handwritten text in a cursive script, likely a preface or introduction to the diagram.



Handwritten text in a cursive script, continuing the explanation of the diagram.

Handwritten text in a cursive script, continuing the explanation of the diagram.

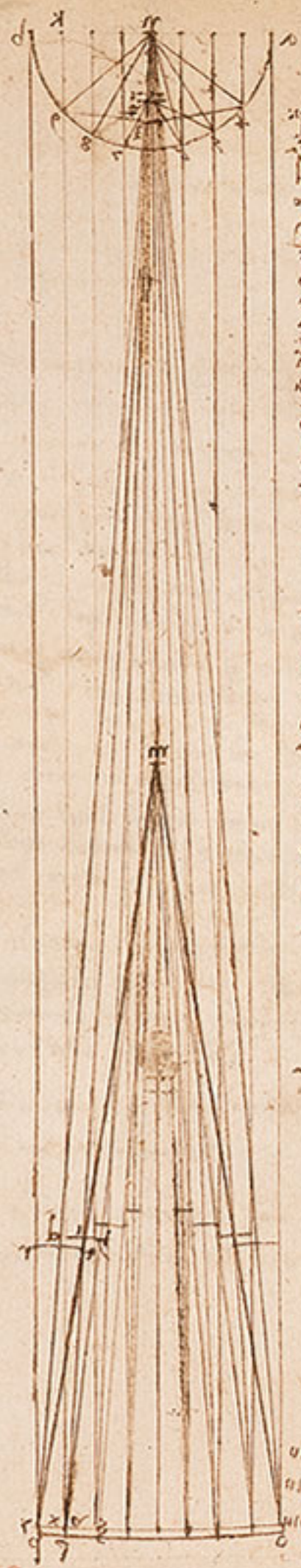
Handwritten text in a cursive script, continuing the explanation of the diagram.

Handwritten text in a cursive script, continuing the explanation of the diagram.

Handwritten text in a cursive script, continuing the explanation of the diagram.

Handwritten text in a cursive script, continuing the explanation of the diagram.

Handwritten text in a cursive script, likely a medieval manuscript, located at the top left of the page.



Handwritten text in a cursive script, located on the right side of the page, adjacent to the top part of the diagram.

Handwritten text in a cursive script, located on the right side of the page, adjacent to the middle part of the diagram.

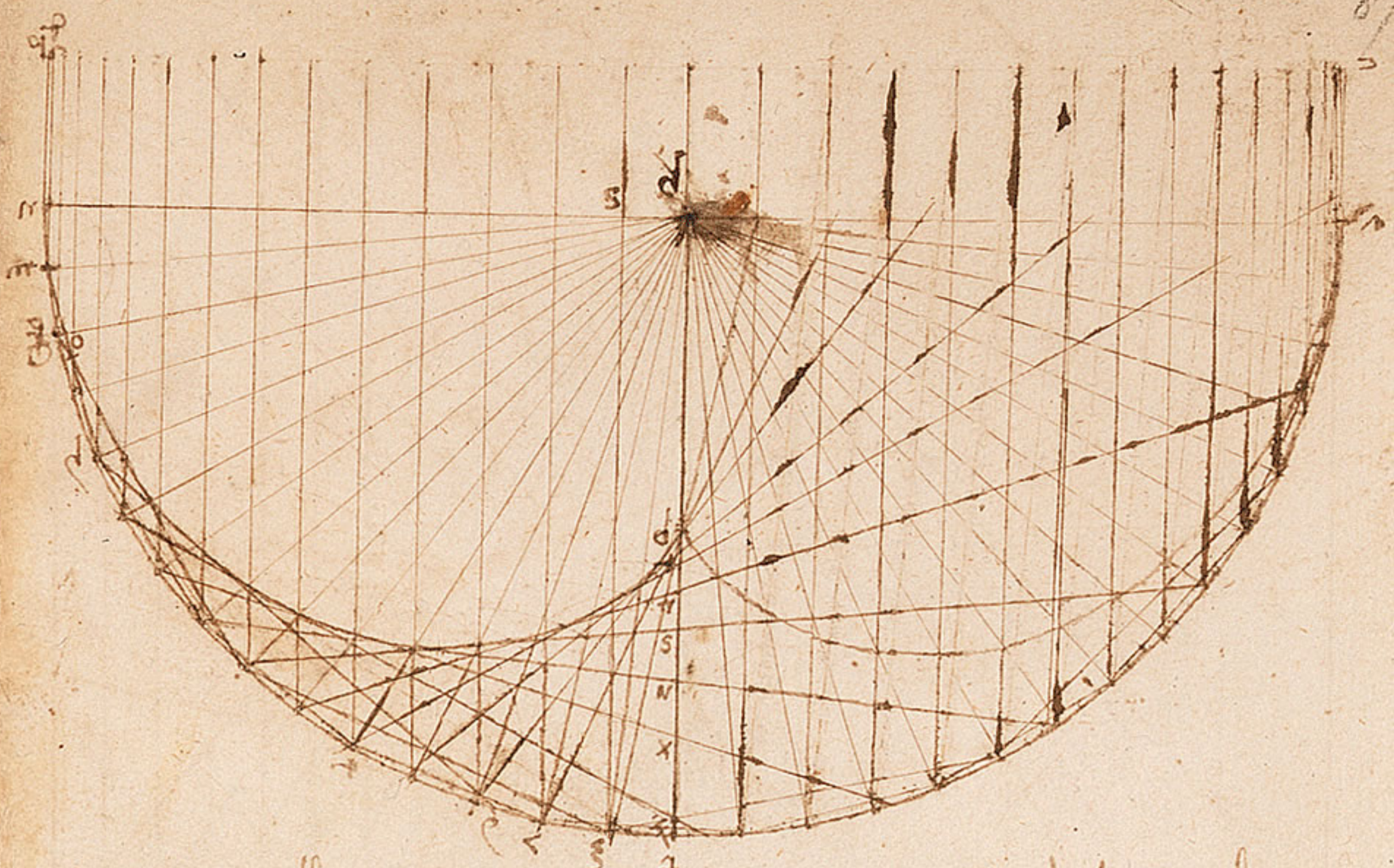
Handwritten text in a cursive script, located in the middle left of the page.

Handwritten text in a cursive script, located in the lower middle left of the page.

Handwritten text in a cursive script, located at the bottom left of the page.



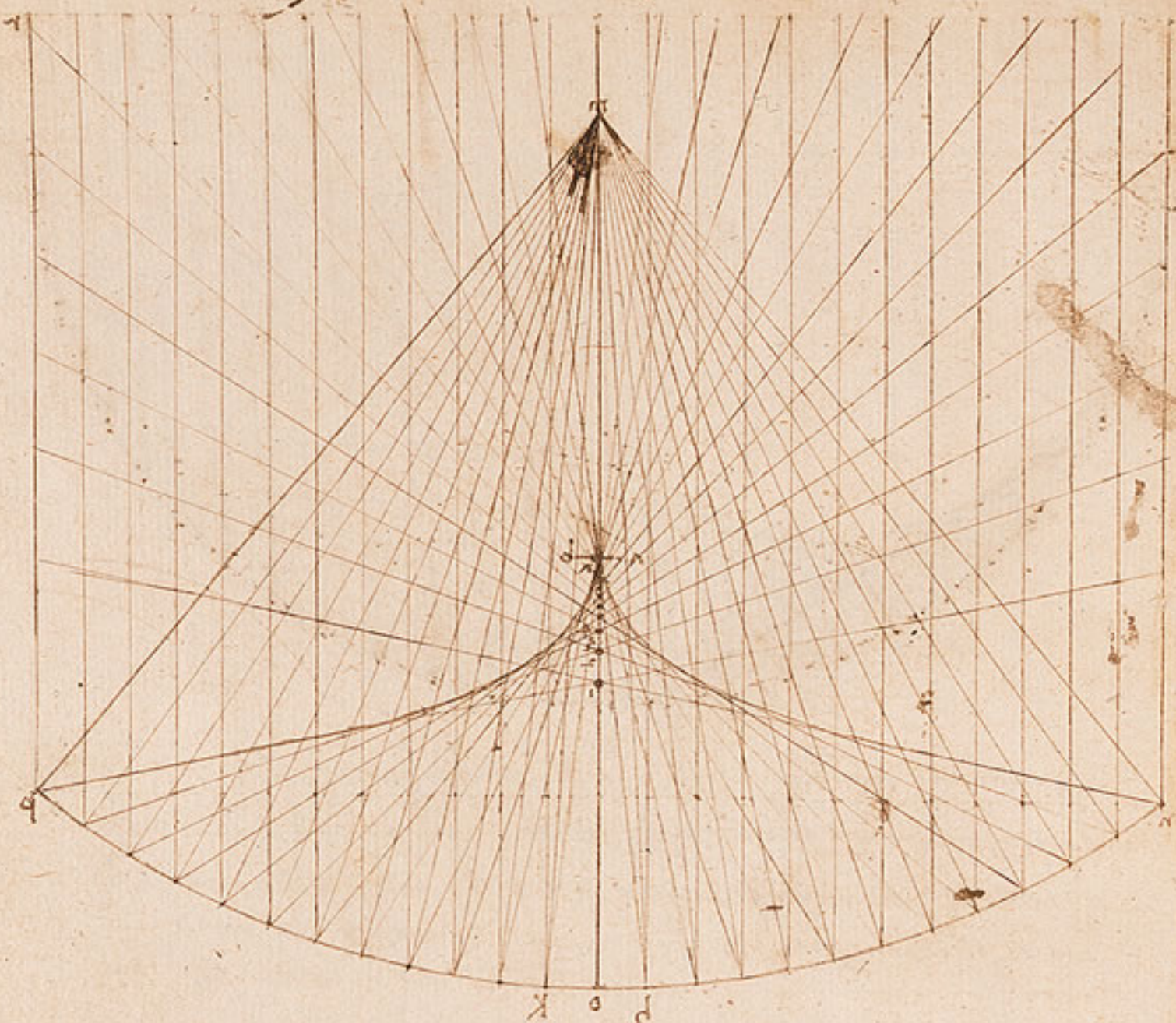
LIBRARY  
HSILIRB



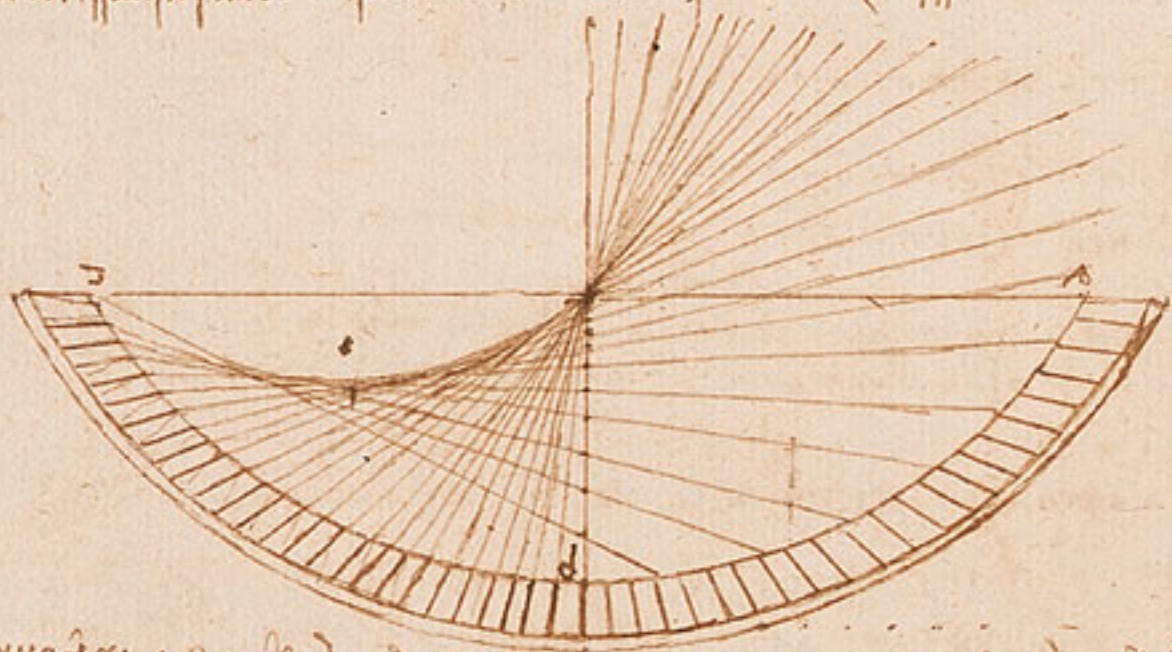
¶ In hoc diagramate. quod est in figura. P. punctum est. quod est in centro. S. punctum est. quod est in summitate. D. punctum est. quod est in medio. H. punctum est. quod est in medio. N. punctum est. quod est in medio. X. punctum est. quod est in medio.

Quod est in figura. P. punctum est. quod est in centro. S. punctum est. quod est in summitate. D. punctum est. quod est in medio. H. punctum est. quod est in medio. N. punctum est. quod est in medio. X. punctum est. quod est in medio.

In hoc diagramate. quod est in figura. P. punctum est. quod est in centro. S. punctum est. quod est in summitate. D. punctum est. quod est in medio. H. punctum est. quod est in medio. N. punctum est. quod est in medio. X. punctum est. quod est in medio.



① In figurae huiusmodi chordis et tangentiis. Intra quoslibet punctum in curva situm  
 sunt duo tangentes et chorda. Quae sunt in figurae huiusmodi.



In figurae huiusmodi chordis et tangentiis. Intra quoslibet punctum in curva situm  
 sunt duo tangentes et chorda. Quae sunt in figurae huiusmodi.



Handwritten text in a cursive script, likely a preface or introduction to the diagrams.

Handwritten text above the large diagram on the right side of the page.



Handwritten text below the first small diagram.



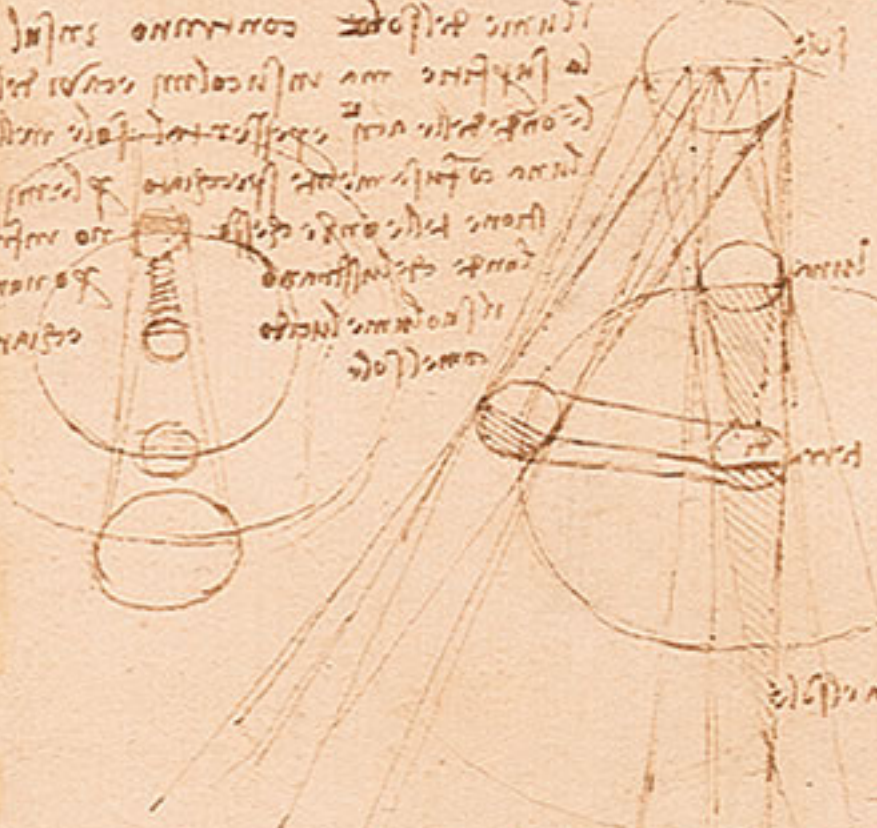
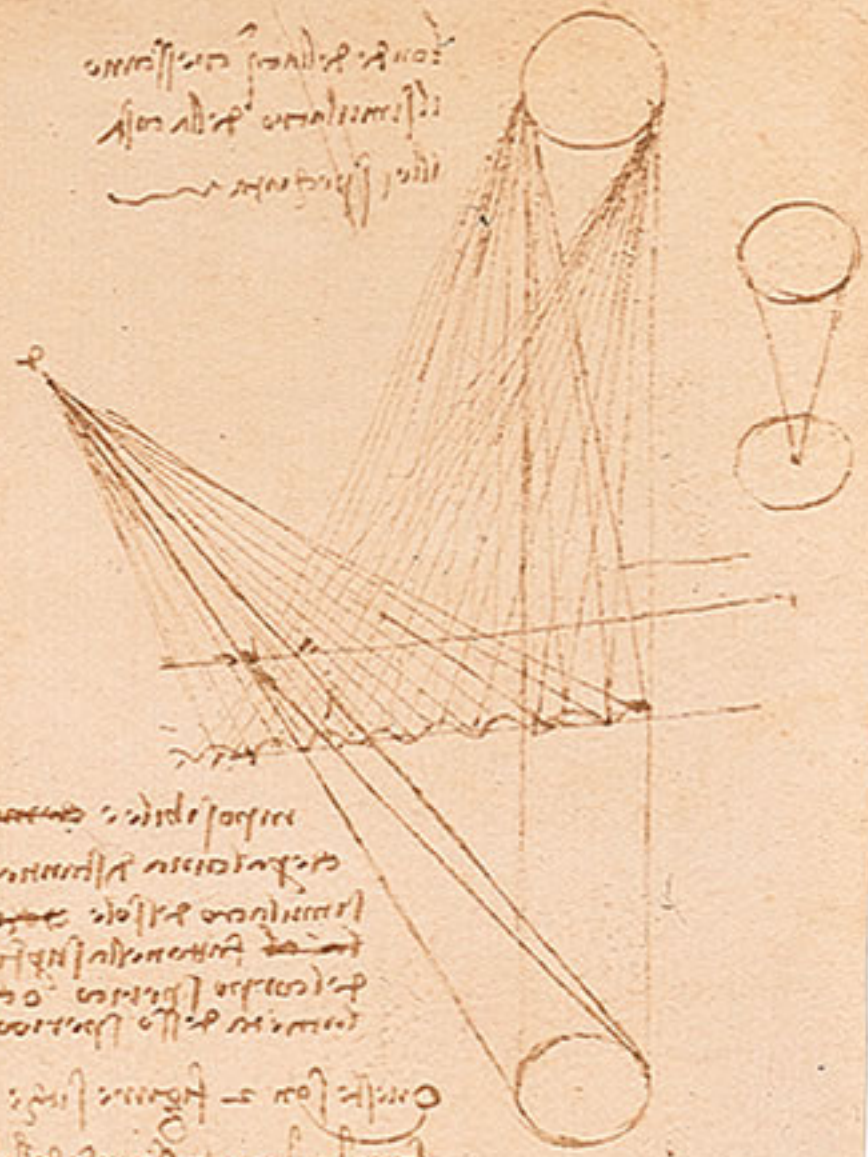
Handwritten text between the two small diagrams on the left.

Handwritten text below the second small diagram.

Handwritten text on the left side of the page, partially overlapping the large diagram.

Handwritten text above the large diagram on the right.

Handwritten text below the large diagram on the right.




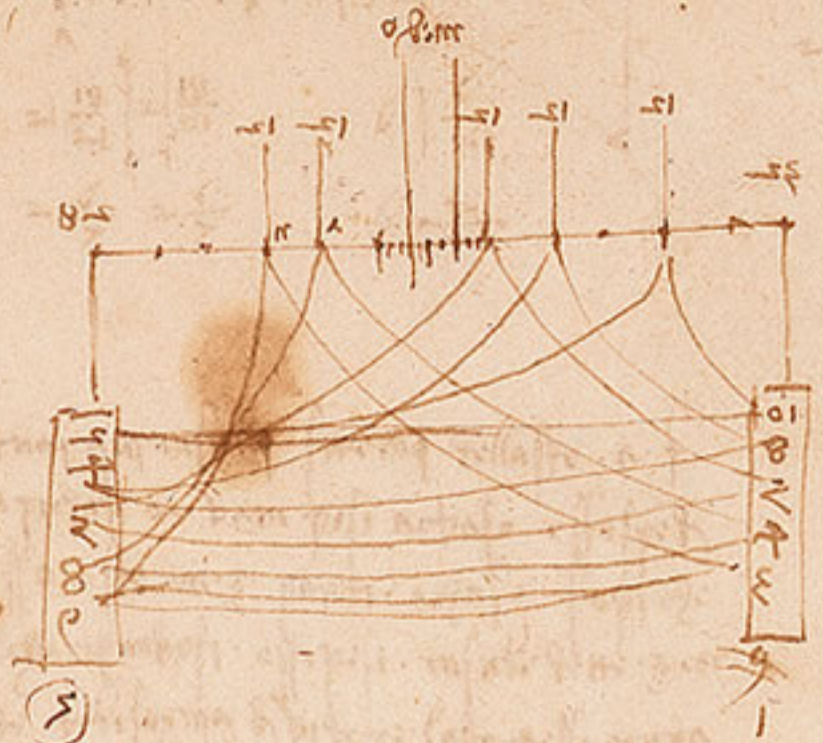
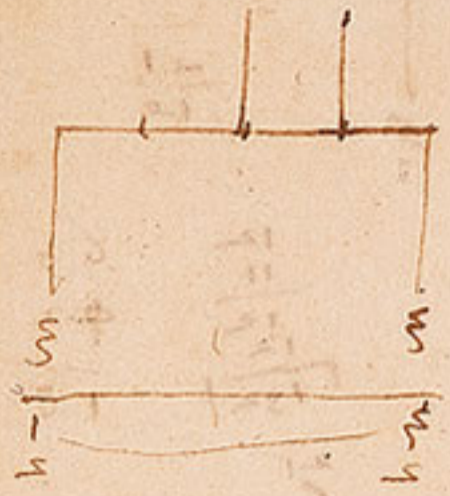
Handwritten text below the large diagram on the left.

Handwritten text below the series of smaller diagrams.

Handwritten text at the bottom left of the page.



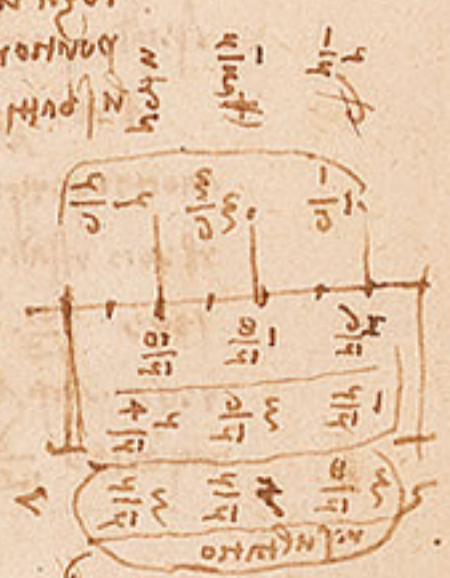
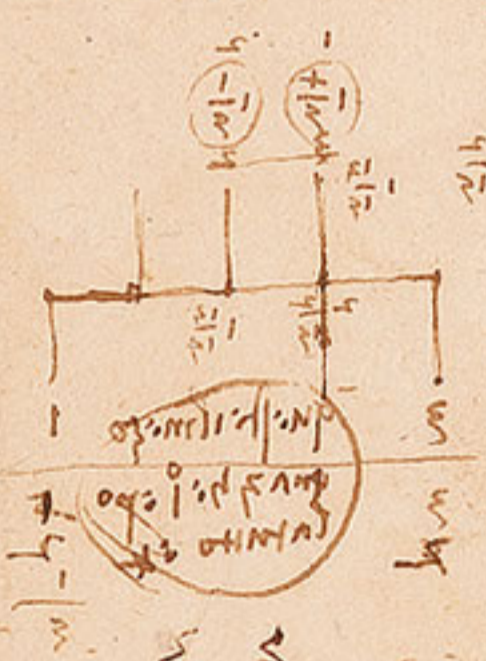




Handwritten notes in German, including the phrase "Belastung des ersten Stufenkopplungselementes" (Load of the first coupling element).

Handwritten notes and mathematical symbols, including a circled '8' and some fractions.

Handwritten notes in German, including the phrase "Belastung des letzten Stufenkopplungselementes" (Load of the last coupling element).

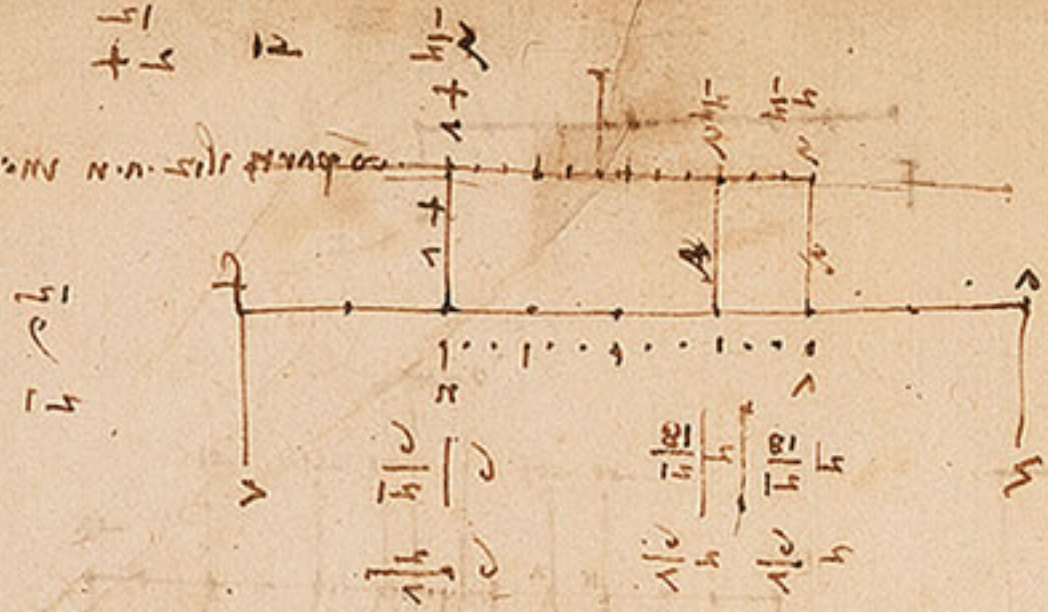


Handwritten notes in German, including the phrase "Belastung des letzten Stufenkopplungselementes" (Load of the last coupling element).

Handwritten notes in German, including the phrase "Belastung des ersten Stufenkopplungselementes" (Load of the first coupling element).



110



$$\frac{1}{2} \cdot \frac{1}{2} = \frac{1}{4}$$

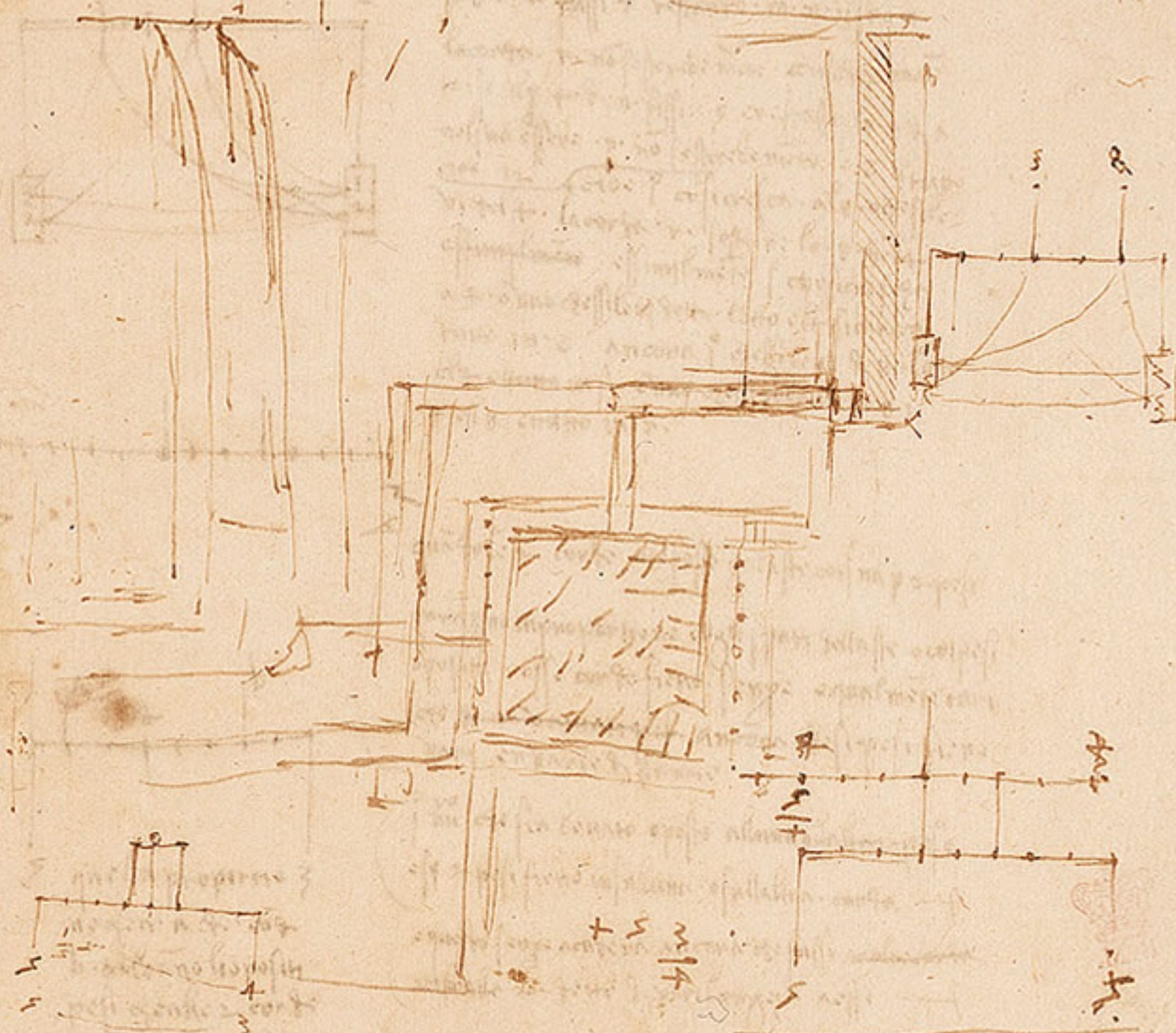
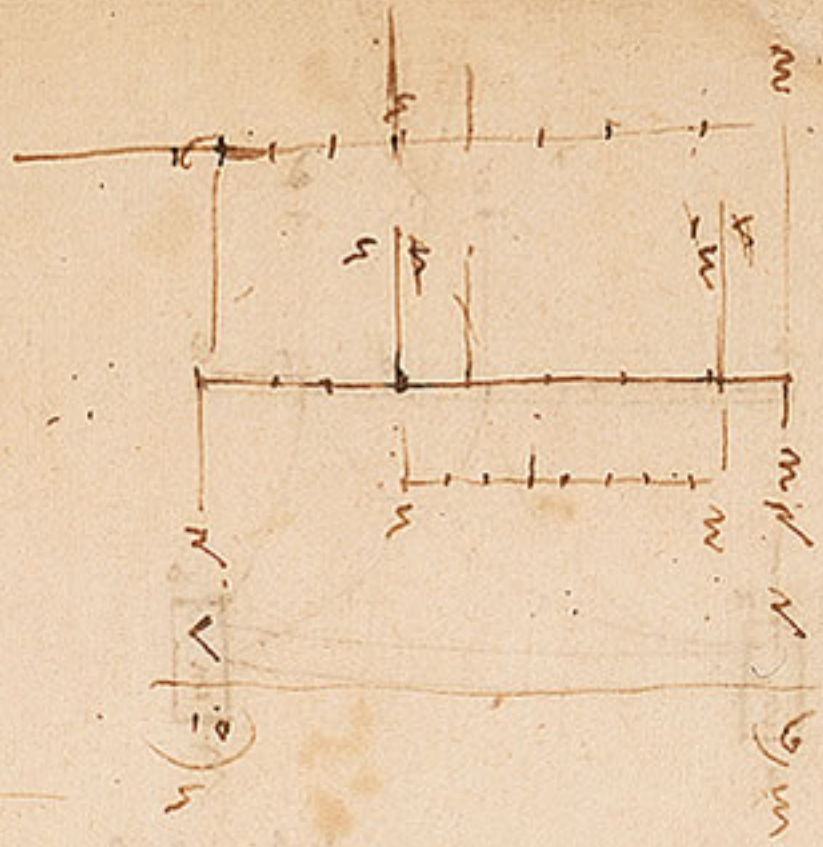
$$\frac{1}{4} \cdot \frac{1}{2} = \frac{1}{8}$$

$$\frac{1}{8} \cdot \frac{1}{2} = \frac{1}{16}$$

Handwritten text in a cursive script, likely a technical or mathematical treatise. The text is arranged in several lines and appears to be a detailed explanation or derivation related to the diagrams on the page.



8 brass  
12 brass



13 14 5+3 10 8 4  
 10 8 2 14 5  
 13 10 1+

1+  
 10  
 00  
 1+  
 1+0

11 8 13 4 1/4 +

5+3



Handwritten text in a cursive script, likely Latin or a similar European language, located at the top right of the page.

Handwritten text in a cursive script, located below the first block of text on the right side.

Handwritten text in a cursive script, located below the second block of text on the right side.

Handwritten text in a cursive script, located below the third block of text on the right side.

Handwritten text in a cursive script, located below the fourth block of text on the right side.

Handwritten text in a cursive script, located below the fifth block of text on the right side.

Handwritten text in a cursive script, located below the sixth block of text on the right side.

Handwritten text in a cursive script, located below the seventh block of text on the right side.



Handwritten text in a cursive script, located below the eighth block of text on the right side.

Handwritten text in a cursive script, located below the ninth block of text on the right side.

Handwritten text in a cursive script, located on the left side of the page, below the main diagram.



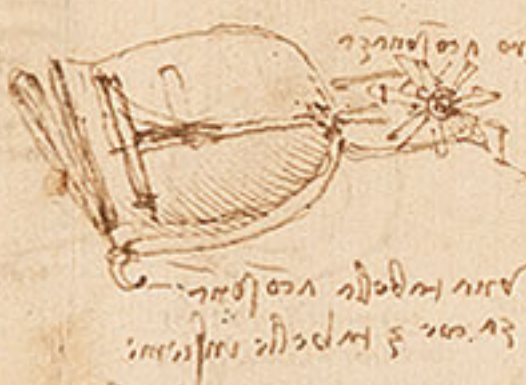
Handwritten text in a circular arrangement, possibly describing a diagram or mechanism.




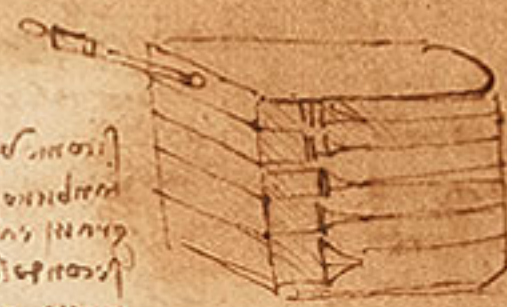
Large block of handwritten text on the right side of the page, likely a detailed description or instructions.



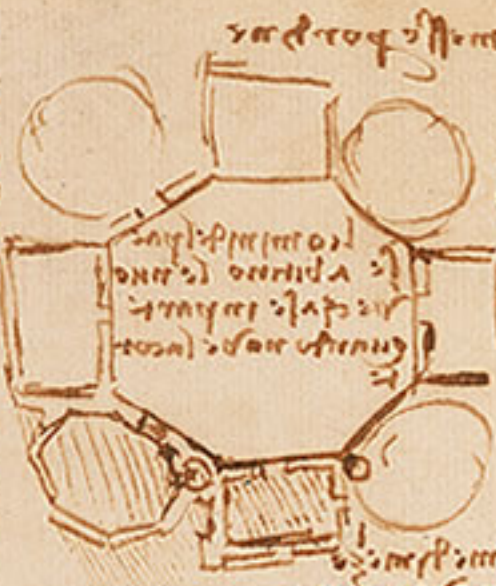
Handwritten text below the bowl-like diagram.



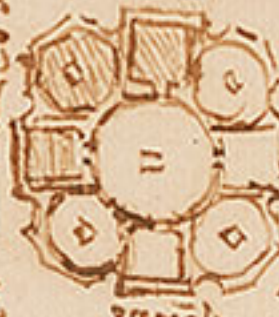
Handwritten text in a circular arrangement, similar to the top of the page.



Vertical column of handwritten text on the left side of the page.



Vertical column of handwritten text on the right side, above the second diagram.



Vertical column of handwritten text between the two diagrams on the left.

Horizontal block of handwritten text in the middle-left section.

Vertical column of handwritten text in the middle-right section.

Text block enclosed in a rectangular border on the left side.



Vertical column of handwritten text on the right side, below the middle-right section.

Text block enclosed in a rectangular border at the bottom left.



Large block of handwritten text at the bottom of the page.









